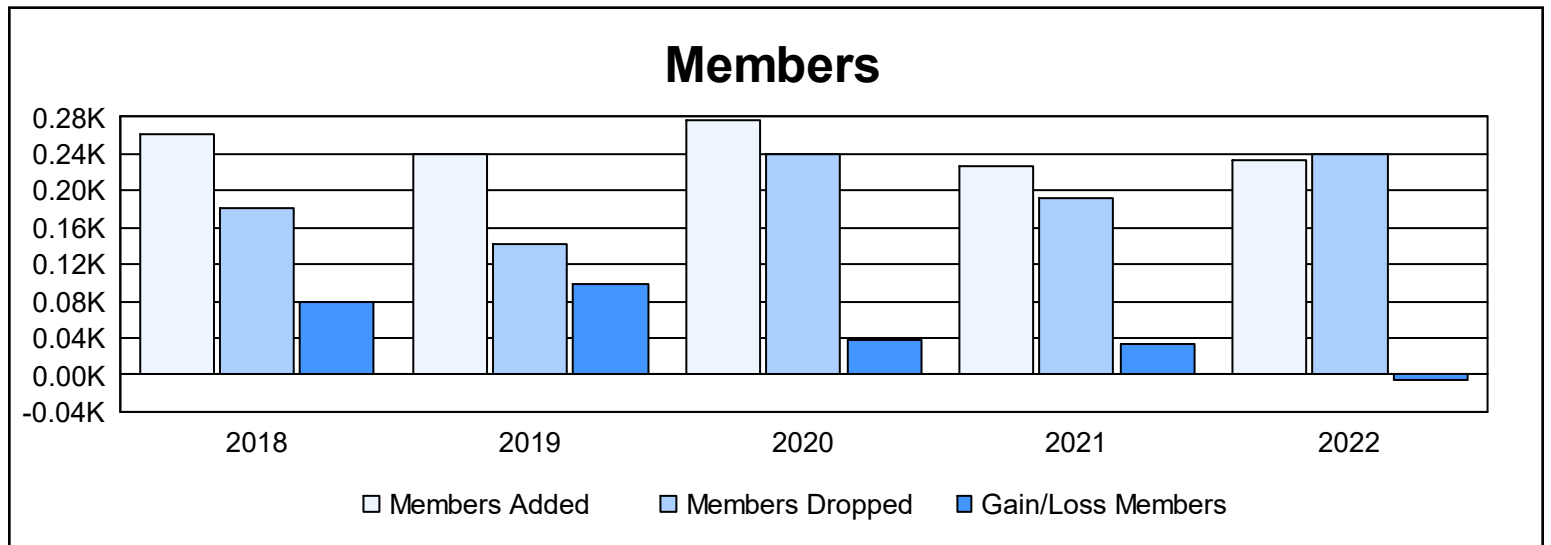
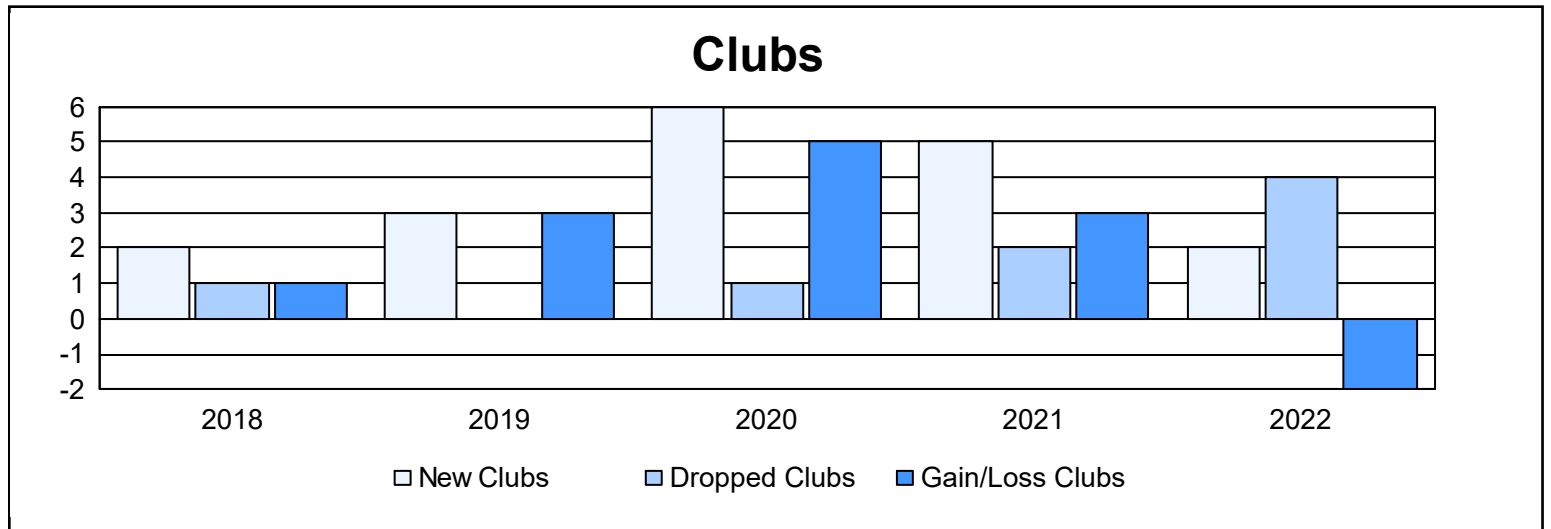
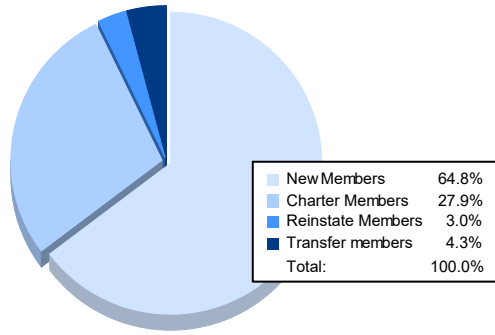


| Year | New Clubs | Dropped Clubs | Gain/ Loss Clubs | New Members | Charter Members | Reinstate Members | Transfer Members | Total Member Added | Total Members Dropped | Gain/ Loss Members |
|----------------|-----------|---------------|------------------|-------------|-----------------|-------------------|------------------|--------------------|-----------------------|--------------------|
| 2017-2018 | 2 | 1 | 1 | 181 | 75 | 3 | 2 | 261 | 181 | 80 |
| 2018-2019 | 3 | 0 | 3 | 153 | 83 | 0 | 4 | 240 | 141 | 99 |
| 2019-2020 | 6 | 1 | 5 | 111 | 156 | 7 | 2 | 276 | 239 | 37 |
| 2020-2021 | 5 | 2 | 3 | 99 | 121 | 6 | 0 | 226 | 193 | 33 |
| 2021-2022 | 2 | 4 | -2 | 151 | 65 | 7 | 10 | 233 | 239 | -6 |
| Average | 4 | 2 | 2 | 139 | 100 | 5 | 4 | 247 | 199 | 49 |



Membership Composition June 2022 Cumulative



Gender Composition June 2022 Cumulative

